MDT

MDT

MDT

,

MDT-01R-R *MDT-01T-R*
MDT-01R-T *MDT-01T-T*
MDT-02R-R *MDT-02T-R*
MDT-02R-T *MDT-02T-T*

A04

2023-12-28

4.

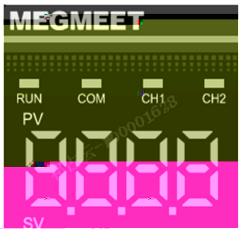

显示区域

5.



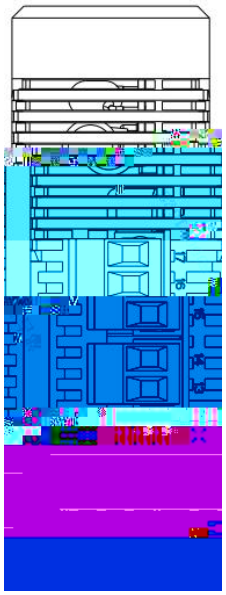

RUN		10Hz 15Hz 0.5Hz 1Hz
COM		
CH1	CH1	
CH2	CH2	
OT1	OUT1	ON
OT2	OUT2	OFF
EV1	ALM1	ON
EV2	ALM2	OFF

M	&	
		1 a b 2
		1 M M
		2

● LED 数字・文字显示

数字 7段 LED 显示如下。



1 0 1

2

3 5

4 "LoCk"

ID			ID		
0	NA		#701~#702 #909~#910	PV SV	1 PV SV 2

1	r-S	Run-Stop	#1603	#1604	/	StoP rUn
2	InPt	Input Type	#901	#902		“ ”
3	StAn	Station Number	#4601		MODBUS	1~247
4	bAUd	Baud	#4600		RS485	24 2400 48 4800 96 9600 384 38400 576 57600 1152 115200
5	Pty	Parity	#4600		RS485	nonE odd EvEn
6	StoP	Stop Bit	#4600		RS485	1 1 Stop Bit 2 2 Stop Bits
7	Ht-P	Heat Proportion	#925	#926		“ BFM ”
8	Ht-I	Heat Integration	#933	#934		“ BFM ”
9	Ht-D	Heat Differentiation	#941	#942		“ BFM ”
10	CtPd	Control Period	#917	#918		“ BFM ”
11	PvoF	PV OFFSET	#1619	#1620		“ BFM ”
12	FoF	First Order Filter	#801	#802		“ BFM ”
13	A1Md	Alarm1 Mode	#600		1	“ ”
14	A1SV	Alarm1 SetValue	#606	#610	1	“ BFM ”

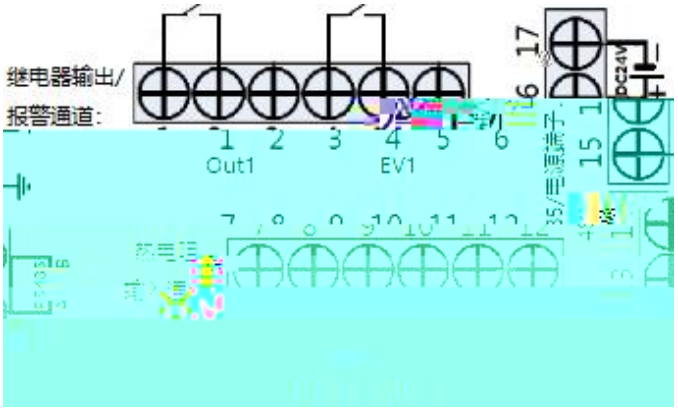

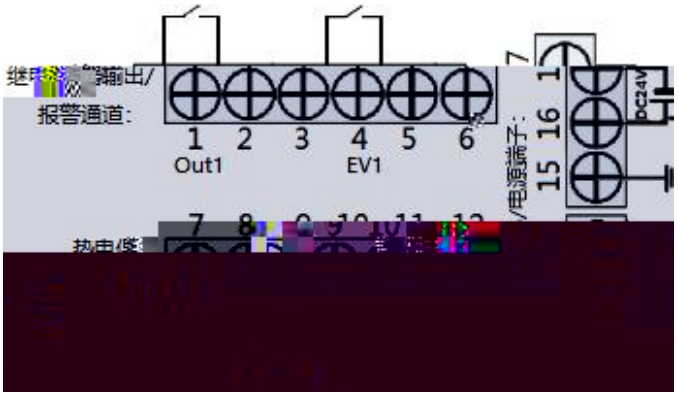

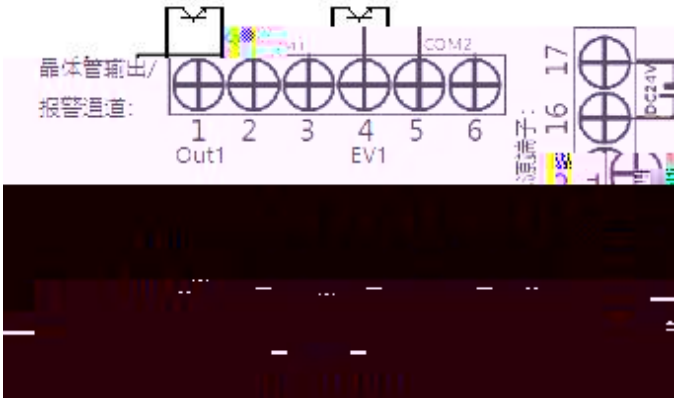

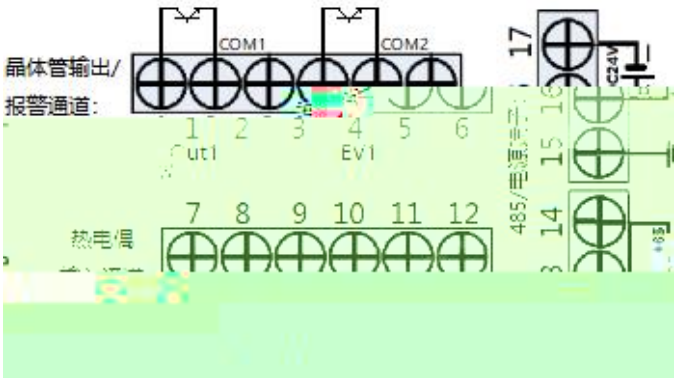

0 BFM

#736

#737

“ ” #738 #739

1

#200

0 1 #201

0 1 1

1 PV 4

2 SV #243

3 SV -999~9999

1 -99.9~999.9

#801 #802

D0 #809 #810

D1 1 D0 D1 #817 #818

A0 A0 A1 #825 #826

2 A0 0 A1

A1 D0 D1 #833 #834

A0 A1

BFM

-99.9~99.9

#1619 #1620

-0.999~0.999

= * 1+

/1.000 +

#1621 #1622

+

/

1 0 #1603 #1604

0 #901 #902

A/D

SV #901 #909 #910

#902

#917 #918

#925 #926

#933 #934

Ä

1		#400	#419
2		#401	#420
3		#402	#421
4		#403	#422
5	0.1	#404	#423
6	0.1	#405	#424
7		#406	#425
8		#407	#426
1		#408	#427
2		#409	#428
3		#410	#429
4		#411	#430
5	0	#412	#431
6		#413	#432
7		#414	#433
8		#415	#434
		#416	#435
		#417	#436
	+1	#418	#437
CH1 CH2	2 0 1 1 Bit0 1 2 Bit1 2 3 Bit2~15 0 0 1 0 1	#552	
		#600	
2	#600 1 #601 2 14 “ ”	#601	
		#604	

#605

1 1 2 1 2 #606 #610

2 #607 #611

0 1

1 #700

ħ ħ

1.

(1)

(2)

(3) 24Vdc

(4)

BFM

POWER

LED

24V+